

VEGA


Let there be light!

Hochdruckwäsche



Be part of the Christ Group

Christ
WASH SYSTEMS



VEGA

Roll over wash unit

Our new VEGA is designed to meet your expectations when it comes to premium washes. It has been developed with the specific requirements of your wash centres and petrol stations in mind.

The VEGA brings modern, timeless design to your business and offers fantastic customer appeal. The VEGA produces the lowest possible noise emissions yet maintains an impressive throughput performance. This low-emission, high-performance design noticeably reduces waiting times for your customers and gives them a truly impressive wash experience.

The modular design means you can adapt the equipment perfectly to the needs of your site, and low consumption and low maintenance costs pave the way for maximum revenue. With the VEGA and the unique selling points it has to offer within the premium segment, you will be ideally placed to perform well against your competitors and achieve high wash counts.

Highlights:

- Front and rear cladding in ALUNOX
- PREMIUM lateral cladding
- WASH VEGA XL moving programme display
- BLADE with WASH VEGA
- XL lateral blower
- WHEEL MASTER
- Jointed lateral brushes
- MAXI FLEX+



1. Standard side facing

- For narrow halls



2. PREMIUM side facing

- Completes the modern machine design
- Practical and easy to clean
- Recommended for outdoor installation

3. PREMIUM lateral splash protection

- Solid plastic for clean hall walls
- Easy to clean thanks to smooth surfaces



VEGA

Vitesse power

- Active foam with upstream fan nozzles
- Oscillating lateral high pressure
 - Option to include for SUVs and light commercial vehicles
- Brush wash and wheel wash in the same pass
- Unique wash experience
- Reduced programme execution time, up to 20% more turnover/revenue



1. PROTECT SHINE Xpress

Polish programme for maximum shine

2. Horizontal splash protection

For a better drying result

3. Door system

For easy access to settings and chemicals



Operation terminal TOUCH POS

TOUCH POS with lighting

- Modern user interface
- 10.1-inch touchscreen user interface
- Ideal for drive-in operation
- Choice of accent colour

Self-service variants:

- Transponder card reader
- PIN Code system
- Barcode scanner
- Integrated bank card terminal



Foot installation

Further models can be found in the operating systems brochure



Jointed side brushes

Optimal contour scanning

- Maximum cleaning performance
- Light and even contact pressure for efficient cleaning
- Reduced immersion depth for gentle cleaning
- Exclusively at Christ

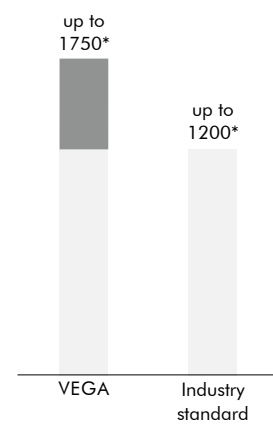
Design meets efficiency

45% higher wash counts



VEGA maximises wash capacity thanks to:

- Accelerated lifting drive of the horizontal blower
- Accelerated lifting drive of the horizontal brush
- Fly-in drying concept
- PROTECT SHINE Xpress
- Vitesse programme sequences



1. WASH VEGA XL

Two-line moving programme display, RGB

2. BLADE WASH VEGA

RGB with modern animations

3. Wheel guiding tubes with RGB

Effect lighting

MAXI FLEX+

Clean down to the last detail

- Suitable for all vehicle shapes
- Maximum lateral brush angle of up to 25°
- Complete cross over wash without wash shadow
- Optimum wash result in the rear area





Power from all sides

High-pressure pre-wash

Roof:

- High pressure with either eight rigid, contour-following nozzles or four/eight oscillating nozzles in the head of the portal

Side:

- High-pressure Vitesse integrated in the BLADE with four, eight or sixteen oscillating nozzles (VAN option)



15% more power

Flow-optimised drying system

- SILENT drying system
- Wider XL horizontal blower
- Lateral blower/drying height 1900 mm
 - Specially designed for light commercial vehicles and SUVs
- Horizontal blower swivel range 2 x 60°

Optional TURBO DRY:

- Efficient use of power via three performance levels
- No extended programme execution times





FOAM SPLASH

Christ

FOAM SPLASH

More is possible!

The foam is applied quickly across the entire width of the vehicle and is illuminated from the rear by an LED lighting console. A drip tray prevents dripping and ensures gleaming drying results.

Highlights:

- New type of wash experience for customers
- Foam application over the entire vehicle width
- Faster overflow without capacity loss
- Not affected by wind



WHEEL MASTER

Intelligent wheel wash system

Our answer to the increasingly diverse range of wheel and rim sizes goes by the name of WHEEL MASTER 2.0: The intelligent wheel wash system detects the wheel position and diameter by way of a sensor system and selects the appropriate wheel wash programme automatically.

Highlights:

- Optimum wheel wash result for all wheel sizes
- 4D technology with three working axes & mobility
- Continuation of tried-and-tested wheel wash system
- Stroke extension available as an option



Optional: Spray device with rim foam



Optional:
Wheel high pressure with two or four rotating nozzles



- Trimming highlights:**
- Increased brush diameter
 - Optimised immersion depth for a better wash result
 - 1/3 greater density of trimming
 - Better wash performance

Specially coordinated wash materials:
 POWERBRUSH+ | SENSOFIL+
 | MICROMIX+ | MICROTEx+

- Available wash trimming colours:**
- | RAL 7021 black grey
 - | RAL 7037 dusty grey
 - | RAL 650-M Christ standard
 - | RAL 5015 sky blue
 - | RAL 5002 ultramarine blue
 - | RAL 6024 traffic green
 - | RAL 6018 yellow green
 - | RAL 3000 flame red



Optimum functional dimensions

Zone	Values	Notes
Machine height	3050 mm	At 2300 mm passage height
Machine width	3520 mm	Passage width 2400 mm
	3670 mm	Passage width 2550 mm
	3820 mm	Passage width 2700 mm
Vehicle width	2400 mm	In mirror zone, optional: 2550 mm
Vehicle height	2300 – 3200 mm	In 100-mm increments
Track wheel guiding tubes	2050 mm	Available with or without entry/exit gap
	2100 mm	For passage width 2550 mm 2700 mm
Track guide rails (Optional: Available in stainless steel)	2500 mm	Vehicle width 2400 mm
	2700 mm	Vehicle width 2400 mm 2550 mm
	2800 mm	Vehicle width 2400 mm 2550 mm 2700 mm
	2900 mm	Vehicle width 2400 mm 2550 mm 2700 mm



BLADE

WASH VEGAS

BLADE Standard, Unlighted <ul style="list-style-type: none"> RAL 7021 black grey RAL 7037 dusty grey RAL 9010 pure white RAL 650-M Christ standard RAL 5015 sky blue RAL 5002 ultramarine blue RAL 6024 traffic green RAL 6018 yellow green RAL 3000 flame red RAL 2009 traffic orange RAL 1023 traffic yellow 	BLADE Premium, Lighted <ul style="list-style-type: none"> RAL 9010 pure white RAL 650-M Christ standard RAL 5015 sky blue RAL 5002 ultramarine blue RAL 6024 traffic green RAL 6018 yellow green RAL 3000 flame red RAL 2009 traffic orange RAL 1023 traffic yellow 	BLADE PREMIUM+, Switchable RGB <ul style="list-style-type: none"> White Blue Green Red Cyan Yellow Magenta 	BLADE WASH VEGA, Animated RGB <ul style="list-style-type: none"> White Blue Green Red Cyan Yellow Magenta
---	--	---	--

Everything from a single source


...from Christ Wash Systems

over **140 years**
of family tradition

Certificates:
Safety, quality, environment

over **20,000** active
installations worldwide

69 distributors, including
8 subsidiaries




> **97%***
satisfied service customers

> **97%***
in-house service and
installation technicians

> **98%***
guaranteed plant engineering
availability

> **95%***
first-time
fix rate

* taking Germany as an example



Otto Christ AG • Wash Systems • PO Box 12 54 • 87682 Memmingen • Germany
Telephone: +49 83 31/857-100 • E-mail: sales@christ-ag.com • www.christ-ag.com

